

Welcome to Carlton Road Academy

Reception Intake Evening
For September 2026



Aspire to
Achieve



**Thank you for choosing
Carlton Road Academy
to begin your child's educational
journey.**



**Aspire to
Achieve**



At Carlton Road Academy we...




D

**A
S
P
I
R
E**

IM HIGH



EAM BIG



We ASPIRE...

Our Shared Vision & Values



**A
S
P
I
R
E**

- We are ambitious to **ACHIEVE**; we aim high, anything is possible!
- We show **SELF-RESPECT**, we support each other with empathy, tolerance and quiet confidence.
- We are **PROUD**: positive, practical and we persevere.
- We want to be **INSPIRED**, show our creativity, "Dream Big".
- We demonstrate **RESILIENCE**; we learn from our mistakes, are reflective and reciprocal, take responsibility for our actions.
- Everyone is **EQUAL**; there are exciting experiences at Carlton Road for all.

Meet the EYFS team



Infant Lead- Mrs Deamer



Class Teacher- Miss Gibbs
(Mrs Gillis to be August '26)



Class Teacher- Mrs Cook
Monday-Wednesday



Class Teacher- Mrs Fletcher
Wednesday-Friday

Term Dates:

Term 1

Thursday 3rd September 2026 to Friday 23rd October 2026

Term 2

Monday 9th November 2026 to Friday 18th December 2026

Term 3

Monday 4th January 2027 to Friday 12th February 2027

Term 4

Monday 22nd February 2027 to Thursday 25th March 2027

Term 5

Monday 12th April 2027 to Friday 28th May 2027

Term 6

Monday 7th June 2027 to Friday 23rd July 2027

Our School Uniform

Your child will require the following uniform:

- A red sweatshirt or cardigan
- A white polo shirt
- Grey / black skirt or trousers
- Black / Grey or white socks or tights
- Black SHOES without a heel



Everything will need to be named.

We also request that you send in a bag of spare clothes in case of accidents.

Our School Uniform

Your child will be required to bring a PE kit into school. This will be kept in school during each half term and will be sent home during the final week. Your child will be required to bring their PE kit back to school on the first day of each new term.

Your child will be required to get themselves changed for PE, so please practise this with them over the summer to ensure they are confident.

PE uniform:

- Plain black shorts
- A white t-shirt without buttons
- Black plimsolls for outdoor PE



Everything will need to be named and all PE items will need to be in a labelled bag.

Uniform stockists...

Our uniform is available buy from **Nationwide School Uniforms** who will take your order via the telephone or on-line and post all the garments to your home address. <https://www.nationwideschooluniforms.co.uk/school-uniform/primary-school/carlton-road-academy>



Oldrids Downtown Boston:

<https://www.oldrids.co.uk/uniforms/boston-schools/carlton-road-academy-boston/c20031>



Non branded uniform can be purchased in most supermarkets and High Street clothing stores or online.

Jewellery:

Only one pair of plain studs are permitted to be worn in school. **NO HOOPS OR DANGLY EARRINGS PLEASE.**

Book Bag:



Every child who attends Carlton Road Academy is given a book bag free of charge. This will be sent home in the first week of term in September.

Your child needs to bring this into school every day and, when you hear your child read please write a note in their reading record. It is **very** important to listen to your child read at home.

Our Curriculum Themes

Term 1-Colours of the World



Term 2-Into the Woods



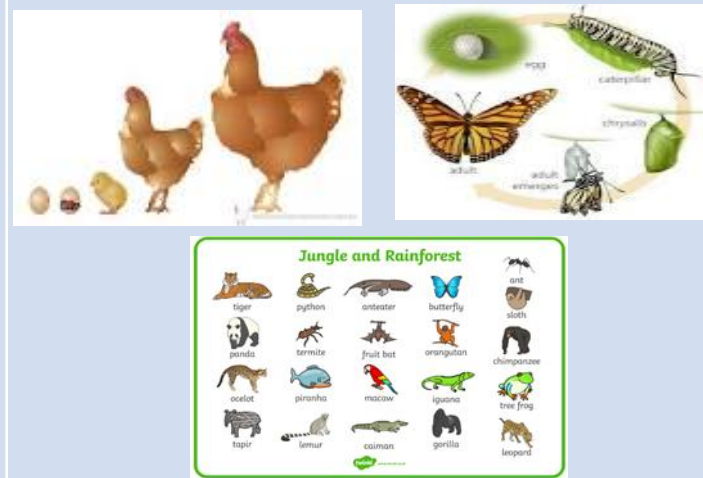
Term 3- Zoom to the Moon



Term 4- Field to Fork



Term 5- All Creatures Great and Small



Term 6- Up, up and away



Our school day...



8.40-8.50: Children arrive in school

8.50-9.00: Registration, daily calendar and weather discussions



9.00: Phonics- We use the Little Wandle scheme (more about this to follow)

9.30: Children access the provision within the unit

10:15: Tidy time and then Maths input



10.40: Snack time (milk and fruit)



10:40: Children access the provision and complete Maths activities

11.30: Tidy time and preparation for lunch (washing hands and handing out of lunch tokens)

11.45-12.45: Lunch time (eat in the hall then go out to play)

Our school day continued...

12.50: Registration

1.00: Tooth brushing (consent form in packs)

1.15: Afternoon session input

1.30: Children access the provision within the unit

2.30: Tidy time and drink (if hot weather)

2.45: Assembly / circle time

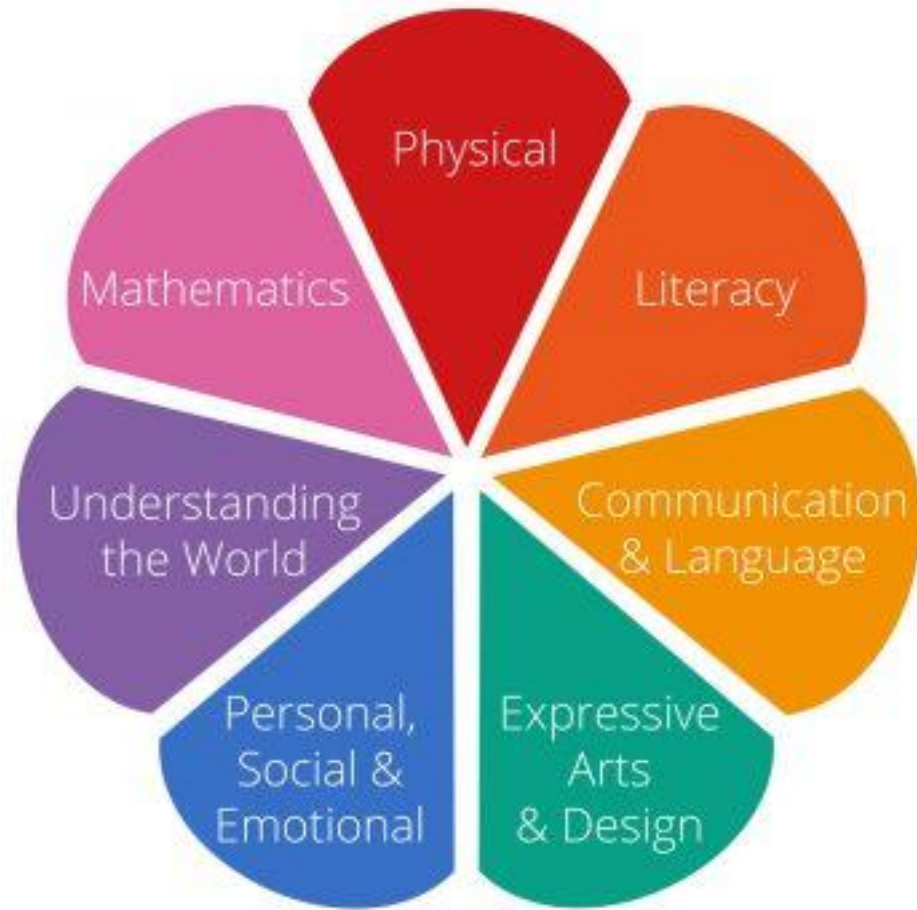
3.00: Story time and get ready to go home

3.15: School finishes



What does it mean to 'access the provision'?

The EYFS provides children with opportunities to learn through play. Playing is very important as children learn more, and retain more, when they have learnt something through play.



We provide opportunities for our children to access play-based activities to support their learning in all of these areas. The next slides show children playing in a variety of subject areas...

Children 'accessing the provision'...



Children will choose what has been put out for them to access. The resources provided are carefully planned to support the theme of the learning each week.

Children 'accessing the provision'...



Independence and choice is promoted. Unusual items are also provided to extend the children's experiences and to promote curiosity and awe and wonder.



Little Wandle Phonics

This is the scheme we use to teach your child to read. It is clearly sequenced and structured. It teaches children how to recognise sounds, how to write them correctly and then how to blend them in order to read words.

The children learn a new phoneme (sound) every day for 4 days then have a review of the week's sounds on a Friday.

Phase 2 grapheme information sheet

Autumn 1

Grapheme and mnemonic	Picture card	Pronunciation phrase	Formation phrase
 s 	 snake	Show your teeth and let the s hiss out ssssss sssss	Under the snake's chin, slide down and round its tail.
 a 	 astronaut	Open your mouth wide and make the a sound at the back of your mouth aaa	Around the astronaut's helmet and down into space.
 t 	 tiger	Open your lips; put the tip of your tongue behind your teeth and press ttt	From the tiger's nose to its tail, then follow the stripe across the tiger.
 p 	 penguin	Bring your lips together, push them open and say ppp	Down the penguin's back, up and around its head.
 i 	 iguana	Pull your lips back and make the i sound at the back of your mouth iii	Down the iguana's body, then draw a dot [on the leaf] at the top.
 n 	 net	Open your lips a bit, put your tongue behind your teeth and make the nnnnn sound nnnnn	Down the stick, up and over the net.
 m 	 mouse	Put your lips together and make the mmmmm sound mmmmm	Down, up and over the mouse's ears, then add a flick on the nose.

© 2021 Wandle Learning Trust. All rights reserved.



Grapheme and mnemonic	Picture card	Pronunciation phrase	Formation phrase
 d 	 duck	Put your tongue to the top and front of your mouth and make a quick d sound ddd	Round the duck's body, up to its head and down to its feet.
 g 	 goat	Give me a big smile that shows your teeth; press the middle of your tongue to the top and back of your mouth; push your tongue down and forward to make the g sound ggg	Round the goat's face, up to his ear; down and curl under his chin.
 o 	 octopus	Make your mouth into round shape and say ooo	All around the octopus.
 c 	 cat	Open your mouth into a little smile; make your tongue flat and move it up towards the top of your mouth to say ccc	Curl around the cat.
 k 	 kite	Open your mouth into a little smile; make your tongue flat and move it up towards the top of your mouth to say kkk	Down the kite, up and across, back and down to the corner.
 ck 	 sock	Open your mouth into a little smile; make your tongue flat and move it up towards the top of your mouth to say ccc	c Curl round the heel of the sock. k Down the sock, up and across, back and down and to the corner. Catchphrase: Rock that sock!
 e 	 elephant	Open your mouth wide and say eee	Around the elephant's eye and down its trunk.

© 2021 Wandle Learning Trust. All rights reserved.



More information will be given on this during a Phonics Information Session in Term 1 (date tbc).

We use the White Rose Maths scheme throughout the school. It is a fantastic scheme and the sessions in Reception are often linked to stories.

	Week 1	Week 2	Week 3	Week 4	Week 5	Week 6	Week 7	Week 8	Week 9	Week 10	Week 11	Week 12
Autumn term	Getting to know you		Match, sort and compare <i>Free trial</i> VIEW	Talk about measure and patterns VIEW	It's me 1, 2, 3 VIEW			Circles and trian... VIEW	1, 2, 3, 4, 5 VIEW		Shapes with 4 si... VIEW	
Spring term	Alive in 5 VIEW	Mass and capacity VIEW	Growing 6, 7, 8 VIEW	Length, height and time VIEW	Building 9 and 10 VIEW	Explore 3-D shapes VIEW						
Summer term	To 20 and beyond VIEW	How many now? VIEW	Manipulate, compose and decompose VIEW	Sharing and grouping VIEW	Visualise, build and map VIEW	Make connections VIEW	Consolidation					



Food Information



Snack time

Your child will receive a piece of fruit as a mid-morning snack. They will not need to bring any additional snacks.

Milk or water will also be provided for the children during morning snack time.

Lunch time:

All pupils in Reception are entitled to a free school meal.

A menu will be available to choose from on **+Pay** for you to order a meal for your child.

This needs to be chosen by Monday at midnight latest for the following weeks' lunches to be ordered successfully.

If you wish to discuss your child's eating habits, then please speak to a member of staff.

It is important that you make your class teacher aware of any food allergies that your child may have.

Any questions, please ask.

If your child is ill

In the event of your child being unwell, you will need to phone the office on 01205 364674 every day, until they are well enough to return.

If your child is prescribed medicine by the doctor then the following rules apply:

- Medicine prescribed 3 times per day WILL NOT be given by staff. Parents can give the prescribed dosage in the morning, after school and at bedtime.
- Medicine prescribed 4 times per day WILL be given by a member of staff, but parents will need to complete and sign a form giving permission for this to happen.
- The Health & Safety Executive advises any child suffering from sickness and diarrhoea should be kept off school for a minimum of 48 hours, from the last episode.

Medical Conditions...

If you have any concerns relating to your child's health please come and talk to us, and keep us informed of any medical conditions that have been diagnosed. This also includes any updates on allergies and asthma. If your child has asthma and they use an inhaler, please label it clearly and bring it to the school office. This must be kept in school at all times and you will need to sign a form to give us permission to administer if necessary.

Doctor's Surgery	
Surgery Address	
Surgery Telephone Number	
NHS Number	
Does your child have any SEND needs/EHCP. If YES please specify YES/NO	
Does your child have any hearing difficulty? If YES please specify YES/NO	
Does your child have any eyesight difficulty? If YES please specify YES/NO	
Does your child have any speech difficulty? If YES please specify YES/NO	
Does your child have asthma? If YES please specify and give details of medication. YES/NO	Inhalers which need to be in school should be clearly marked with child's name and dosage/frequency.
Does your child have an allergy? If YES please specify and give details of any medication. YES/NO	
Has your child had any major operations? If YES please specify YES/NO	
Does your child have a serious illness? If YES please specify YES/NO	
Does your child have dietary restrictions due to being a vegetarian or for religious beliefs? If YES please specify YES/NO	

This form must be signed by someone with parental responsibility. The information I have given is correct to the best of my knowledge and belief.

This is the medical section of the Admission Form. This page is extremely important so that we can ensure the safety of your child.

Please note:

Only prescribed medicine can be administered by a staff member. This **MUST** be handed in at the office on the first day.

We **CANNOT** give paracetamol (Calpol) or any type of painkiller unless it has been prescribed and has a pharmacy label.

Attendance

Your child will have the opportunity to learn something new every day. Poor attendance will result in your child needing to catch up on what has been missed. Children can become very upset when they are aware that their friends are able to complete tasks that they cannot.

ABSENCE = LOST OPPORTUNITY



Did You Know... ?

If Your Child's Attendance During the School Year...	Your Child Would Have Lost Approximately...	or They Would Have Missed Approximately...
was 95%	9 Days from School	50 Lessons
was 90%	19 Days from School	100 Lessons
was 85%	29 Days from School	150 Lessons
was 80%	38 Days from School	200 Lessons
was 75%	48 Days from School	250 Lessons

Getting Your Child to School Really Matters

Attendance and Holidays

Your child will have the opportunity to learn something new every day. Poor attendance will result in your child needing to catch up on what has been missed. Children can become very upset when they are aware that their friends are able to complete tasks that they cannot.

Government regulations introduced in September 2013 state that pupils should not be taken on holiday during term time. The law states that parents do not have an automatic right to take their child out of school for holidays during term time. We will not provide work for children to take on holiday with them. Absences can result in a Fixed Penalty Fine being issued under Section 444(B) of the Education Act 1996.

You will need to speak to the Headteacher, Mrs Coyle, if you require a leave of absence in the event of exceptional circumstances.

Providing a password in case someone else collects your child

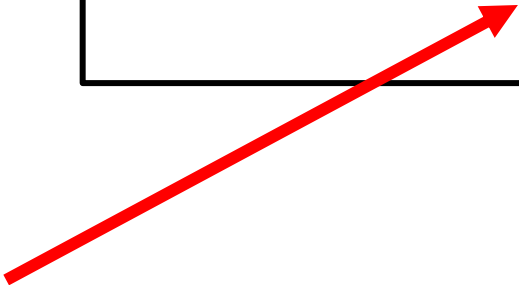
Emergency Contact Details

Please give two contact details, *other than Parents*, on the sheets provided. It is good practice for schools to try each number if they cannot get a reply, to ensure you child is kept safe and well.

Please remember to inform the school immediately of any changes.

Password required for child to be collected from school:

.....

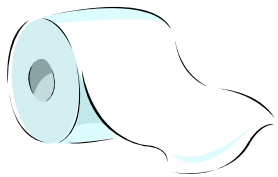


Very important! (Page 6 in Admissions Form)

Preparing for school

To give your child the best start to school life, it helps if you can practise things they may find difficult or worrying:

- Going to the toilet and wiping themselves afterwards.
- Using soap to wash their hands.
- Taking care of their own basic hygiene e.g. blowing their nose.
- Dressing and undressing independently.
- Putting shoes on the right feet.
- Zipping and unzipping their coat.




Preparing for school

There are some other ways you can help before (and after) your child starts school:

- Talking about what you are doing and showing an interest in things you can see around you

- Read together



- Sing nursery rhymes together

- Counting – as you go up the stairs, setting the table, naming and matching colours and objects



- Cutting and drawing



Useful Apps to Download





TAPESTRY
ONLINE LEARNING JOURNAL

Tapestry

- Tapestry is an online learning journal. We use it to keep you informed with any messages and to update you on your child's progress.
- You will find information regarding the set up of Tapestry, and an example of what it will look like on your child's online journal, in your pack.
- We will send you your login details via email to access this. If you are already on Tapestry in Carlton Road Nursery you will not need to do this as you are already registered.

+Pay



What does +Pay do?

- enables you to book meals and pay other items such as trips and music lessons.
- offers a highly secure payment site
- gives you a history of all the payments you have made
- allows you to create a single account login across all your children that attend a +Pay school
- shows you all items available for payment relevant to each of your children
- emails a receipt of your payment to the email address you register
- offers you the ability to set automated email/SMS payment reminders
- children's lunches must be ordered by midnight on Monday for the following week

(Please find the leaflet enclosed in your child's welcome pack for more information, please do not hesitate to ask the Office if you are unsure about anything regarding +Pay)



Newsfeed - A feed which looks very similar to other social media sites where photographs, news items and information will be uploaded to celebrate what pupils have been doing in school.

Calendar - A Calendar of academy events which will allow you to see upcoming events, allowing parents to plan ahead.

Notices - **ALL letters to parents will be sent out via the app**, paper copies will no longer be the usual way to send letters home. On some notices there may be a button for parents to click giving permission or an acknowledgement that you have read the particular letter.

Forms - Parents will be able to complete school forms on the app.

The Hub – Parents will find links to external websites that they access for school, such as ParentPay.

Parent Portal – This shows all children you have at the school and information about them that we hold. Parents will be able to report an absence through the app and upload appointment letters and doctors' notes which are submitted directly back to school.

Email and Text – **MyEd** can be used by school to send messages by email and text to parents.

If you have not already done so,
**please bring your child's birth
certificate or passport** so we can
check the date of birth and
spelling of their name.

If you require any help filling in the forms, please do not
hesitate to ask.



**Aspire to
Achieve**



Stay & Play transition sessions:

- **Teddy Bears' Picnic** – Thursday 11th June @ 1:30pm-2:30pm
- **Stay and Play Sessions** – Thursday 18th June and Thursday 25th June @ 1pm-2pm or 2:05pm-3:05pm (please see letter for specific details)
- **Independent Visits for Children** – Thursday 2nd July @ 1pm–2pm and Wednesday 8th July @ 9:30am–11:30am

If your child currently attends our nursery, they will benefit from regular, planned transition opportunities throughout June and July. During this time, children will have weekly visits to our Reception classrooms, where they will meet and play alongside the adults who will be supporting them in September.



**Aspire to
Achieve**



**Thank you for your time today.
We look forward to welcoming
your child in September!**

If you have any questions, please ask a member of staff.